

## Aluminum Channel MOSS-ALLL-3050-C



- Beautifully Crafted Aluminum Channel for our FlexLED Strips.
  - Circle Diameter 600 / 900 / 1200 / 1800MM (23.62 / 35.43" / 50" / 70.87")
  - (3) Brackets, (1) Cover included.
  - PMMA opal matte cover.
  - \*LED tape not included.
  - Indoor use only
- For further information or pricing please contact MOSS LED or your local authorized reseller. All information is subject to change. Please consult website for most up to date information.

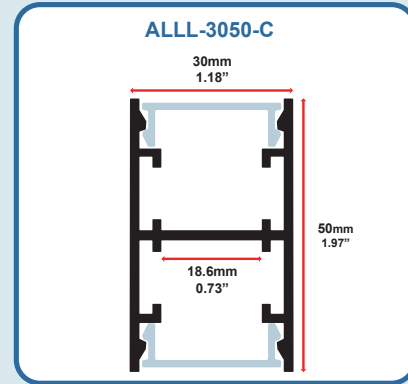
### TECHNICAL SPECIFICATIONS

|    |                  |   |
|----|------------------|---|
| 1  | PRODUCT TYPE     | MOSS-ALLL-3050-C  |
| 2  | PRODUCT CODE     | ALLL-3050-C   |
| 3  | ALUMINUM PROFILE | 6065-T5   |
| 4  | DIFFUSER         | PMMA OPAL MATTE COVER   |
| 5  | DIAMETER         | 600 / 900 / 1200 / 1800mm   |
| 6  | WEIGHT           | 0.940Kg/M   |
| 7  | MAX STRIP WIDTH  | 18MM  |
| 8  | MAX POWER        | 54W/72W/108W/144W   |
| 9  | BEAM ANGLE       | 100°  |
| 10 | FINISH           | SILVER /BLACK ANODIZED, POWDER COATED WHITE / BLACK OR OTHER COLORS |
| 11 | INSTALLATION     | PENDANT   |

### HANDLING INSTRUCTIONS & NOTES

- Observe proper anti-static handling at all times.
- Installation surfaces should be smooth, clean, and dry.
- FlexLED tape cannot be affixed to sharp objects.
- Do not crush or bend FlexLED tape.
- FlexLED tape can only be cut on cut lines.
- For any questions or concerns please consult our website or contact us directly.
- Indoor use only

Moss LED Inc. reserves the right to change details of the product without notice.



## ALUMINUM EXTRUSION SKU BUILDER

|             |                      |          |              |                |
|-------------|----------------------|----------|--------------|----------------|
| <b>ALLL</b> | <b>3050</b>          | <b>C</b> | <b>MXXXX</b> | <b>HB</b>      |
|             |                      |          |              |                |
| 1           | 2                    | 3        | 4            | 5              |
| Series      | Extrusion Dimensions | Style    | Length       | Mounting Style |

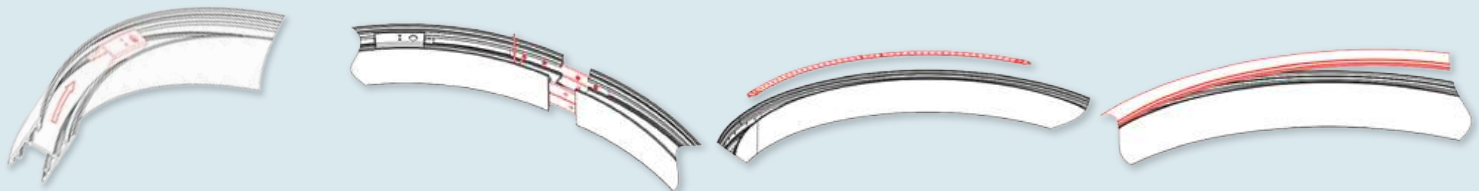
**1 Series**

**2 Extrusion Dims**  
3050 3050MM

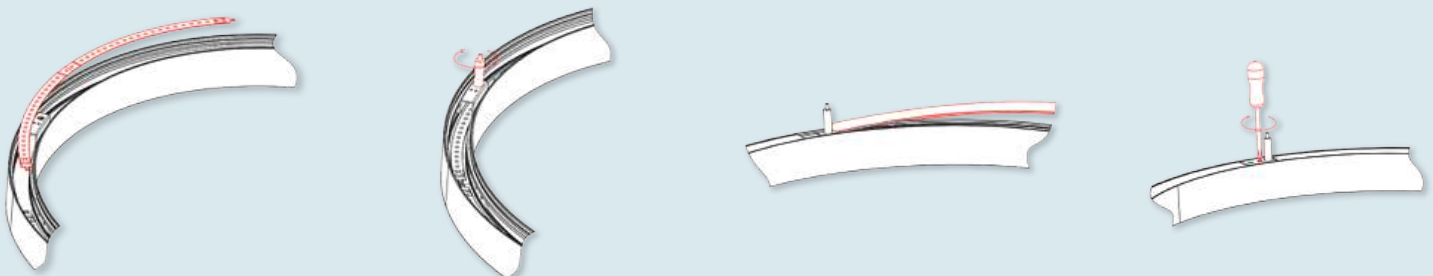
**3 Style**  
C Circle

**4 Diameter**  
600 600MM (23.62")  
900 900MM (35.43")  
1270 1270MM (50")  
1800 1800MM (70.87")

**5 Mounting Style**  
HB Hanging Bracket



1. Slide the U shape hanging bracket into the profile and lock it in position
2. Install the curved profile with connector.
3. Install the FlexLED strip inside the profile (bottom).
4. Press the curved diffuser into the profile(bottom).



5. Install the FlexLED strip inside the profile (top).
6. Lock the bottom of the aircraft cable (top).
7. Press the curved diffuser into the profile(top).
8. Secure the plate on the U shape clip.